

Running WiiU Software

- [Emulation](#)
- [Real Hardware](#)

Emulation

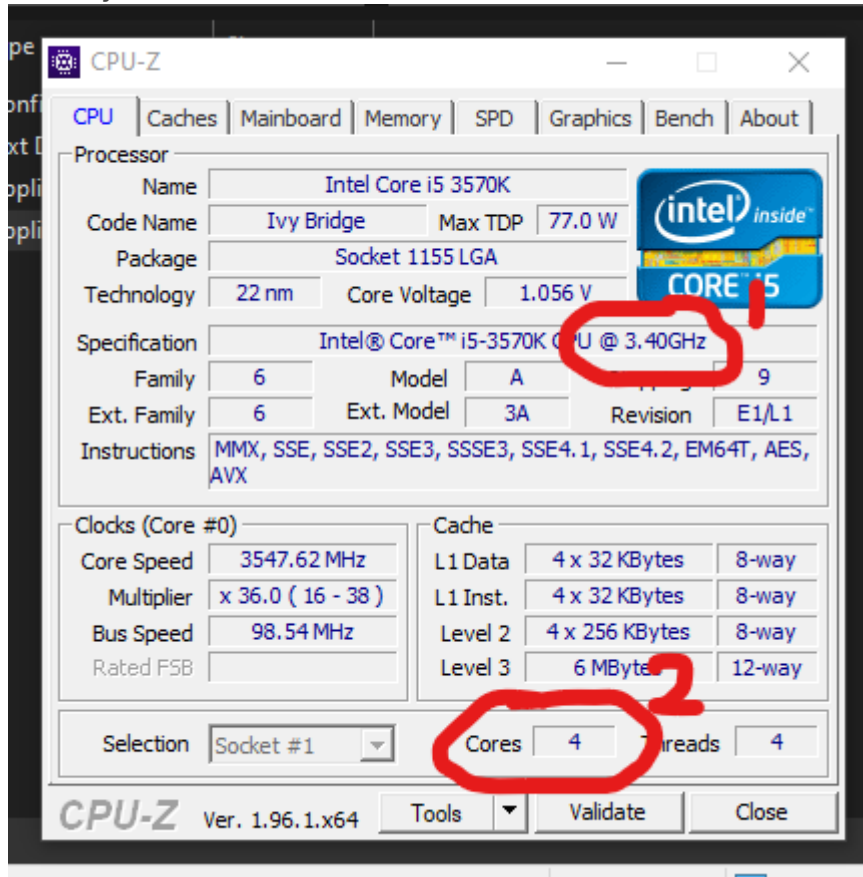
You have 2 options

1. Cemu
 - Pros:
 - Currently the best WiiU emulator out there
 - Has the best compatibility
 - Regular updates
 - Cons:
 - Closed source
2. Decaf-Emu
 - Pros
 - Open Source
 - Cons
 - Still a work in progress

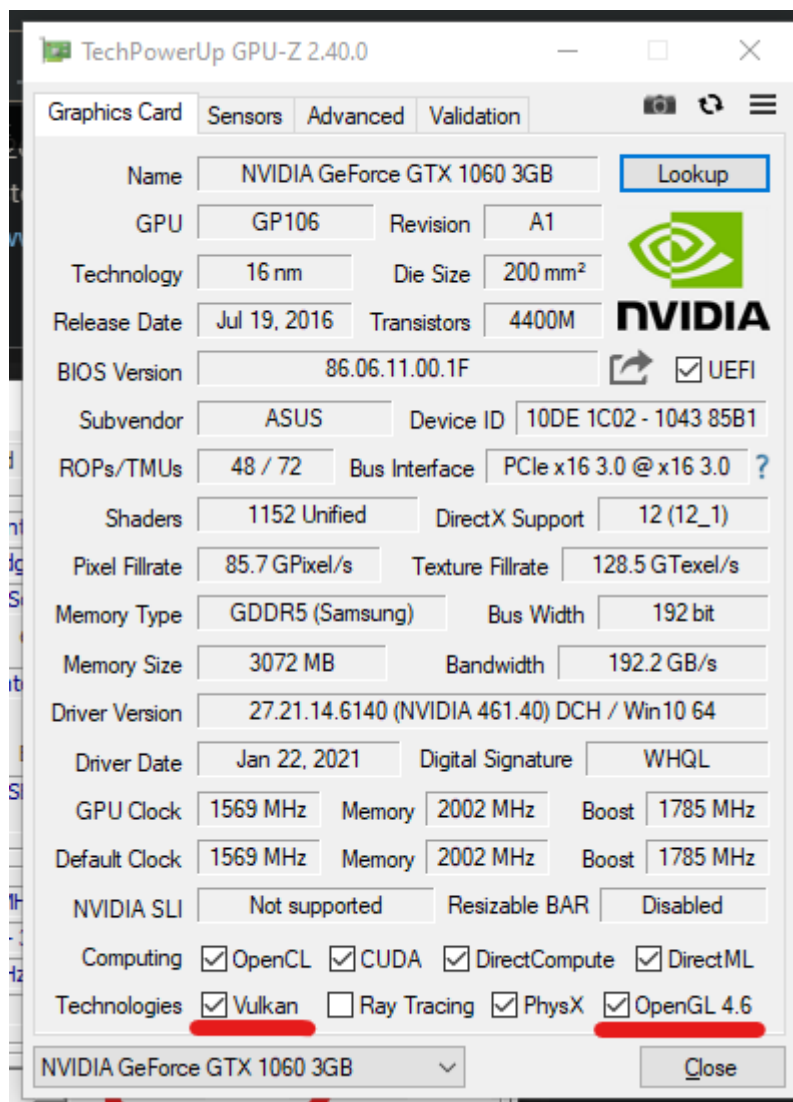
Now, if you want to use Cemu (which is recommended so far) you will want the following hardware.

- CPU: 4 physical cores or more at 3.2GHz or better
 - If you don't know follow these steps
 1. Get CPU-Z from <https://www.cpuid.com/softwares/cpu-z.html>

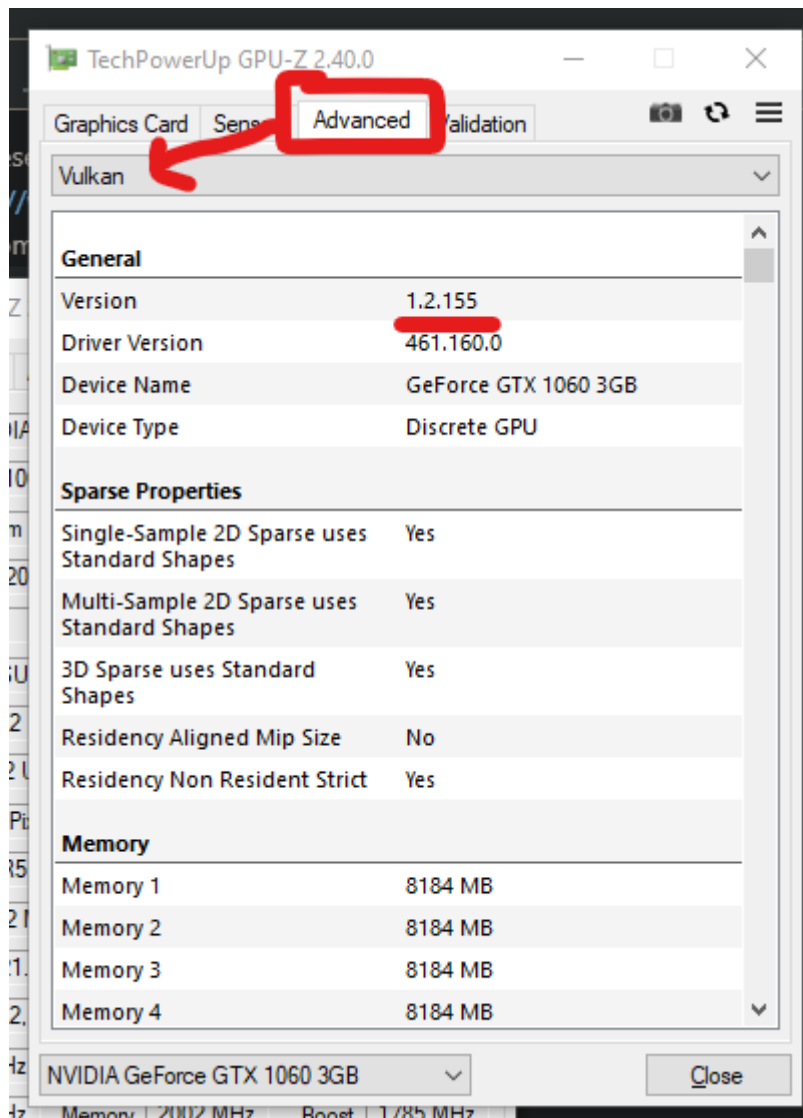
2. 1 is CPU speed
- 2 is Physical Cores



- GPU: GTX 760 or better (Or AMD equivalent)
 - OpenGL 4.5 and/or Vulkan 1.1
 - If you don't know follow these steps
 1. Get GPU-Z from <https://www.techpowerup.com/download/techpowerup-gpu-z/>
 2. OpenGL and Vulkan compatibility is shown at the bottom



3. Vulkan's Version (If it is compatible) can be found here



- 16GB of ram (This can be found in task manager or in CPU-Z)

If your PC passes the above checks, then you can get Cemu from <https://cemu.info/> and follow the setup instructions at <https://cemu.cfw.guide/installing-cemu>

Real Hardware

The soft-mod (CFW)

You will need to soft-mod your WiiU with a CFW of your choice. Please follow the guide at <https://wiiu.hacks.guide> for more information.

Getting the game to your WiiU

Just putting it on your SD card

Your files/WUP will need to be under `SD: /install/GameName/*.*` so, for example Breath of the Wild will be under something like the following:

```
SD: /install/Zelda BotW/*.app
    /*.h3
    /title.tmd
    /title.tik
    /title.cert
```

`SD: /` is the letter assigned to your SD card, so if your SD card is `G` then it would be `G: /`

If you need to manually create the `install` folder, make sure it is all lower case

The game name ***must*** contain no unicode/special characters. All ASCII characters and brackets are ok (so like `[]())`)

Using USBHelper

USBHelper has a handy "Copy to SD" button built into it, so you don't need to follow the above steps.

*Via FTP

*Via the WiiU Transfer Tool

Installing the game

Just use WUPInstaller GX2 ***while CFW (Mocha or Haxchi) is active.***